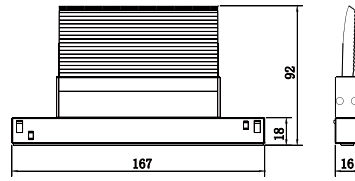


S49-L

Bandle-Wallwash



線圖/Dimensions



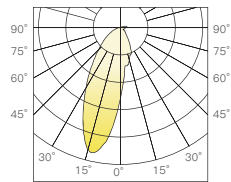
調光控制系統/Dimming Control



規格/Technical Specifications

輸入電壓:DC48V
 功率:7W
 光通量:430lm
 材質:鋁+亞克力
 光束角:偏光洗牆
 顯示指數:≥90
 色溫:2700K/3000K/4000K
 Input Voltage:DC48V
 Power:7W
 Luminous Flux:430lm
 Material:Aluminum+PMMA
 BA.:Asymmetric wallwash
 CRI:≥90
 CCT:2700K/3000K/4000K

配光曲線圖/Light pattern



H(m)	En(lx)	S(sq.m)
1	243	1.5
2	60	6.1
3	27	13.8
4	15	24.6
5	9	38.4

- 黑色/Black
- 白色/White



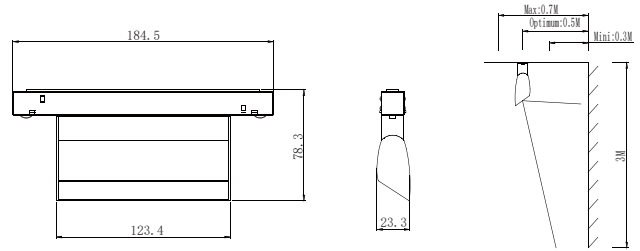
S49-1-L

Bandle-Wallwash



- 黑色/Black
- 灰色/Grey
- 白色/White

線圖/Dimensions



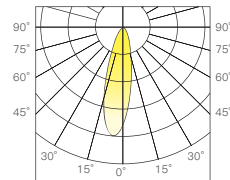
調光控制系統/Dimming Control



規格/Technical Specifications

輸入電壓:DC48V
 功率:12W
 光通量:520lm
 材質:鋁
 光束角:偏光洗牆
 顯示指數:≥90
 色溫:2700K/3000K/4000K
 Input Voltage:DC48V
 Power:12W
 Luminous Flux:520lm
 Material:Aluminum
 BA.:Asymmetric wallwash
 CRI:≥90
 CCT:2700K/3000K/4000K

配光曲線圖/Light pattern



H(m)	En(lx)	S(sq.m)
1	1364	0.2
2	341	0.9
3	151	1.9
4	85	3.5
5	54	5.4



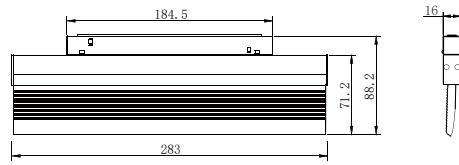
S49-2-L

Bandle-Wallwash



- 黑色/Black
- 白色/White

線圖/Dimensions



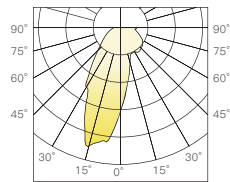
調光控制系統/Dimming Control



規格/Technical Specifications

輸入電壓:DC48V
 功率:10W
 光通量:600lm
 材質:鋁+亞克力
 光束角:偏光洗牆
 顯示指數:≥90
 色溫:2700K/3000K/4000K
 Input Voltage:DC48V
 Power:10W
 Luminous Flux:600lm
 Material:Aluminum+PMMA
 BA.:Asymmetric wallwash
 CRI:≥90
 CCT:2700K/3000K/4000K

配光曲線圖/Light pattern



H(m)	En(lx)	S(sq.m)
1	212	1.8
2	53	7.3
3	23	16.5
4	13	29.3
5	8	45.8



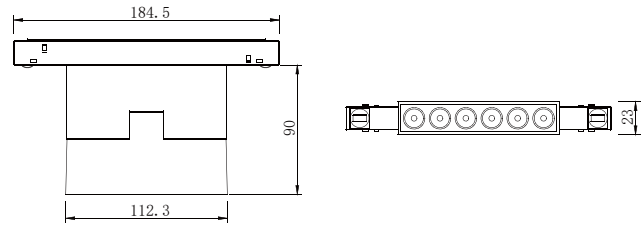
S63-1-L

Bandle-Wallwash



- 黑色/Black
- 白色/White

線圖/Dimensions



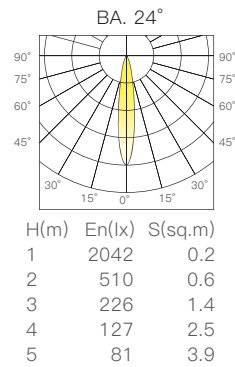
調光控制系統/Dimming Control



規格/Technical Specifications

輸入電壓:DC48V
 功率:6W
 光通量:450lm
 材質:鋁
 光束角:24°
 顯示指數:≥90
 色溫:2700K/3000K/4000K
 Input Voltage:DC48V
 Power:6W
 Luminous Flux:450lm
 Material:Aluminum
 BA.:24°
 CRI:≥90
 CCT:2700K/3000K/4000K

配光曲線圖/Light pattern



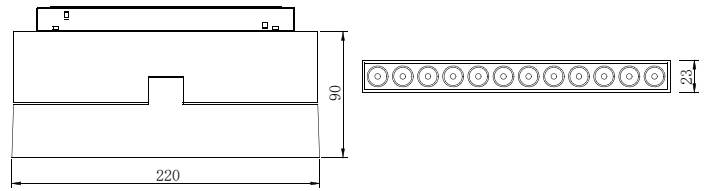
S63-2-L

Bandle-Wallwash



- 黑色/Black
- 白色/White

線圖/Dimensions



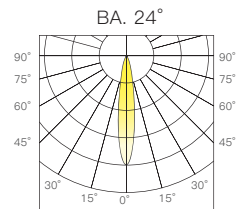
調光控制系統/Dimming Control



規格/Technical Specifications

輸入電壓:DC48V
 功率:12W
 光通量:860lm
 材質:鋁
 光束角:24°
 顯示指數:≥90
 色溫:2700K/3000K/4000K
 Input Voltage:DC48V
 Power:12W
 Luminous Flux:860lm
 Material:Aluminum
 BA.:24°
 CRI:≥90
 CCT:2700K/3000K/4000K

配光曲線圖/Light pattern



H(m)	En(lx)	S(sq.m)
1	3951	0.2
2	987	0.6
3	439	1.4
4	246	2.5
5	158	3.9

